

# LEVEL 2

## LESSON 1: KEY SIGNATURES (Pages 1-12)

### Page 2

1. a. F#, C#
- b. F#, C#, G#
- c. F#
- d. F#, C#, G#, D#

2.

### Page 3

- 3a. 1. F#, C#, G#
2. G#
3. A
4. A
  
- b. 1. F#
2. F#
3. G
4. G

### Page 4

- c. 1. F#, C#
2. C#
3. D
4. D
  
- d. 1. F#, C#, G#, D#
2. D#
3. E
4. E

### Page 5

4. a. 1. G#
2. F#, C#, G#

3.

- b. 1. F#
2. F#

3.

- c. 1. C#
2. F#, C#

3.

### Page 6

- d. 1. D#
2. F#, C#, G#, D#

3.

5.

D      A      C      G      E

Page 7

- 7. a. B $\flat$ , E $\flat$
- b. B $\flat$
- c. B $\flat$ , E $\flat$ , A $\flat$

Page 8

8.

Page 9

- 9. a. 1. B $\flat$
- 3. F
- b. 1. B $\flat$ , E $\flat$
- 2. B $\flat$
- 3. B $\flat$
- c. 1. B $\flat$ , E $\flat$ , A $\flat$
- 2. E $\flat$
- 3. E $\flat$

Page 10

10. a. 2. B $\flat$ , E $\flat$  3.

b. 2. B $\flat$  3.

c. 2. B $\flat$ , E $\flat$ , A $\flat$  3.

Page 11

11.

**REVIEW: KEY SIGNATURES**  
**(Pages 13-16)**

Page 13

- 1. F $\sharp$ , C $\sharp$ , G $\sharp$ , D $\sharp$ , A $\sharp$ , E $\sharp$ , B $\sharp$
- 2. B $\flat$ , E $\flat$ , A $\flat$ , D $\flat$ , G $\flat$ , C $\flat$ , F $\flat$
- 3. F $\sharp$ , C $\sharp$ , G $\sharp$
- 4. B $\flat$
- 5. c. A half step
- 6. No sharps or flats
- 7. G Major, E $\flat$  Major, B $\flat$  Major, C Major, F Major, E Major, A Major

Page 14

8.

Page 14, No. 8, cont.

a min C Maj E Maj D Maj

9.

am B $\flat$  A F E $\flat$  D E

Page 15

10. a. D Major  
 b. B $\flat$  Major  
 c. G Major  
 d. F Major

**LESSON 2: SCALES (Pages 17-20)**

Page 17

1.  
 F Major

G Major

A Major

Page 18

D Major

Page 18, cont.

B $\flat$  Major

E Major

Page 19

2.  
 C Major

B $\flat$  Major

a natural minor

A Major

F Major

G Major

Page 20

E Major

a harmonic minor


D Major

**LESSON 3: INTERVALS (Pages 21-22)**

Page 21

1. 4th, 8th, 5th, 3rd, 2nd, 6th, 2nd, 7th  
 6th, 4th, 8th, 2nd, 7th, 5th, 3rd, 4th

Page 22

2.   
 5th 3rd 6th 4th 2nd 7th 8th 3rd  
 8th 3rd 4th 2nd 5th 4th 6th 7th

3. a. 3rd, 5th, 8th (octave), 4th  
 b. 3rd, 7th, 5th, 2nd

**LESSON 4: MAJOR AND MINOR TRIADS (Pages 23-28)**

Page 23

1. E Major, B $\flat$  Major, D Major, A Major, C Major, F Major

G Major, B $\flat$  Major, D Major, A Major, E Major, E $\flat$  Major

Page 24

2.   
 E Maj A Maj B $\flat$  Maj F Maj G Maj E $\flat$  Maj  
 G Maj B $\flat$  Maj E Maj D Maj C Maj A Maj

Page 25

3. g minor, e $\flat$  minor, c minor, a minor, d minor, f minor


e minor, b $\flat$  minor, d minor, c minor, f minor, a minor

4.   
 c min f min d min b $\flat$  min e $\flat$  min a min  
 g min b $\flat$  min a min f min d min e min

Page 26

5. f minor, E Major, a minor, d minor, B $\flat$  Major, c minor

b $\flat$  minor, e $\flat$  minor, g minor, A Major, D Major, e minor

6.   
 D Maj g min B $\flat$  Maj e $\flat$  min c min A Maj  
 f min E Maj a min b $\flat$  min G Maj e min

Page 27

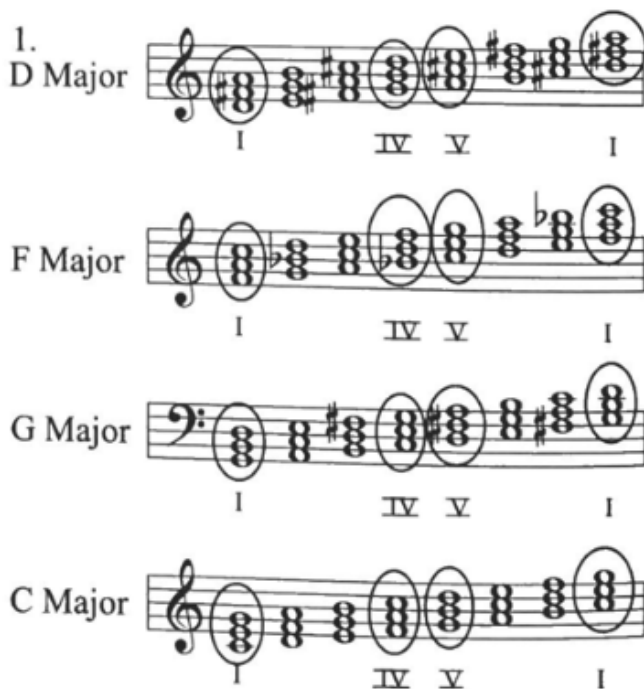
7. a. G Major  
 b. F Major  
 c. D Major

Page 28

- d. B $\flat$  Major  
 e. d minor

**LESSON 5: PRIMARY TRIADS (Pages 29-34)**

Page 30

1.   
 D Major I IV V I  
 F Major I IV V I  
 G Major I IV V I  
 C Major I IV V I

Page 30, cont.

2. C Major

I IV V I

F Major

I IV V I

Page 31

D Major

I IV V I

G Major

I IV V I

3. D Major G Major

I IV V I IV V

F Major C Major

I IV V I IV V

G Major C Major

I IV V I IV V

D Major F Major

I IV V I IV V

Page 32

- 4. V- Dominant
- I - Tonic
- IV- Subdominant

Page 33

- 5. a. Key of D Major: I
- b. Key of D Major: V
- c. Key of F Major: IV

Page 34

- d. Key of C Major: V
- e. Key of F Major: I
- f. Key of G Major: I

**LESSON 6: AUTHENTIC, HALF, AND PLAGAL CADENCES (Pages 35-37)**

Page 35

1.

V I V I V I V I

Page 36

2.

IV I IV I IV I IV I

Page 37

3. 

4.  $\text{IV-I}$ , Plagal;  $\text{I-V}$ , Half;  $\text{I-V}$ , Half;  
 $\text{V-I}$ , Authentic  
 $\text{V-I}$ , Authentic;  $\text{I-V}$ , Half;  $\text{IV-I}$ , Plagal;  
 $\text{V-I}$ , Authentic

**REVIEW: LESSONS 1-6 (Pages 39-44)**

Page 39

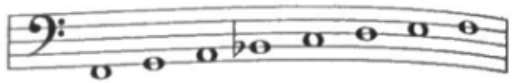
1. D Major, F Major, B $\flat$  Major, G Major,  
 E $\flat$  Major, A Major, C Major


2. 


Page 40


3. 


Page 40, No. 3, cont.

F Major 

a natural minor 

G Major 

C Major 

a harm. minor 

Page 42

4. e minor, B $\flat$  Major, f minor, D Major,  
 G Major, A Major  
 b $\flat$  minor, a minor, C Major, E Major,  
 e $\flat$  minor, F Major


5. 

6. 4th, 5th, 3rd, 4th, 2nd, 6th  
 6th, 3rd, 4th, 3rd, 4th, 6th

Page 43

7. 

Page 43, cont.

8. 

I IV V I IV V  
G Major D Major

I IV V I IV V  
F Major C Major

9. c  
b  
a

Page 44


10. V-I: Authentic  
I-V: Half  
V-I, Authentic  
IV-I, Plagal  
IV-I, Plagal  
I-V, Half
- I-V, Half  
IV-I, Plagal  
V-I, Authentic  
V-I, Authentic  
IV-I, Plagal  
I-V, Half

**LESSON 7: TIME SIGNATURES**  
**(Pages 45-48)**

Page 46

1. 2 = 2 beats per measure, first beat is emphasized  
4 = Quarter note receives one beat
- 3 = 3 beats per measure, first beat is emphasized  
4 = Quarter note receives one beat
- 4 = 4 beats per measure, first and third beats are emphasized  
4 = Quarter note receives one beat

Page 46, cont.

2. a. 

1 2 & 3 & 1 2 3 1 2 & 3 & 1 2 3

Page 47

b. 

1 & 2 & 1 & 2 & 1 & 2 & 1 & 2

c. 

1 2 3&4& 1 2&3&4& 1 2 3&4& 1 2&3&4&

Page 48


3. 6 (or 2)  
one (or three)

4. a. 

1 2 3 4 5 6 1 2 3 4 5 6 1 2 3 4 5 6 1 2 3 4 5 6  
(or 1 & a 2 & a 1 & a 2 & a 1 & a 2 & a 1 & a 2 & a)

b. 

1 2 3 4 5 6 1 2 3 4 5 6 1 2 3 4 5 6 1 2 3 4 5 6  
(or 1 & a 2 & a 1 & a 2 & a 1 & a 2 & a 1 & a 2 & a)

5. 
6. a. Quarter note      e. Whole rest  
b. Half note          f. Eighth rest  
c. Half rest          g. Whole note  
d. Eighth note        h. Half note

**LESSON 8: SIGNS AND TERMS**  
(Pages 49-54)

Page 51

1. c, d, a, h, g, e, f, b, k, i, j

Page 52

2. c, a or d, a or d, b, f, e

Page 53

3. d, c, b, a, g, e, f

Page 54

4. e, a, g, c, b, f, d, h

**LESSON 9: MOTIF; REPETITION AND SEQUENCE** (Pages 55-58)

Page 57

1. a. Repetition



- b. Sequence

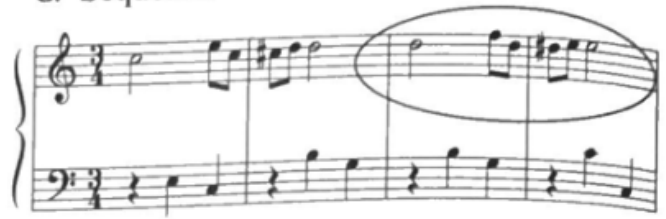


- c. Repetition



Page 58

- d. Sequence



- e. Repetition



**REVIEW: LESSONS 7-9 (Pages 59-62)**

Page 59

1. 2, one

Quarter note

6, one and four  
Eighth note

(or 2, one and two  
Dotted quarter)

measure, one  
one beat

4, one, three  
Quarter note

4  
4, common time

2. a.



- b.





Page 60

1. Accent: play note louder than others
2. *tenuto*: hold note for full value (stress the note)
3. Play one octave higher
4. Repeat the music
5. *fermata*: hold the note longer
6. *staccato*: detached
7. Slur: connect the notes; play *legato*

Page 61

8. *sforzando*: a sudden sharp accent
9. First and second endings
10. Connect the notes; play smoothly
11. A musical sentence
12. Symbols which indicate loud or soft
13. Return to beginning and play to *fine*
14. Return to original tempo
15. Gradually slower
16. *forte*: loud
17. *mezzo piano*: medium soft
18. *pianissimo*: very soft
19. *fortissimo*: very loud
20. *mezzo forte*: medium loud
21. *piano*: soft
22. *crescendo*: gradually louder
23. *decrescendo* or *diminuendo*: gradually softer
24. *fortississimo*: very very loud
25. *pianississimo*: very very soft

Page 62

26. The speed at which to play the music
27. Lively
28. Moderate walking tempo
29. Moderate or medium tempo
30. Fast or quick, cheerfully, merrily
31. *sforzando*: a sudden sharp accent
32. Use damper pedal
33. 4

Page 62, cont.

## 4. a. Repetition

## b. Sequence

REVIEW TEST (Pages 63-69)Page 63

1. 4, 6, 5, 2, 3, 1

Page 64

2. E Major

Bb Major

D Major

3. Meas. 1: G Major      Meas. 4: F Major  
     Meas. 2: d minor    Meas. 5: e minor  
     Meas. 3: A Major    Meas. 6: c minor

Page 65


4. a.


Page 65, No. 4, cont.

b. 

5. 

Page 66

6. a.  c: Authentic Cadence

b.  a: Plagal Cadence

c.  b. Half Cadence

Page 67

- a. A Major
- b. No
- c. Moderately fast
- d. *staccato*: detached
- e. Measure 1: 5th  
Measure 2: 4th  
Measure 4: 3rd
- f. *mezzo forte*: medium loud
- g.  $\frac{2}{4}$
- h. *legato* or slur: connect the notes

Page 68

- 8. a. D Major
- b. D Major
- c. Fast
- d.  $\frac{4}{4}$
- e. Quarter
- f. *mezzo piano*: medium soft
- g. *crescendo*: gradually louder
- h. Measure 1: 2nd  
Measure 2-3: 2nd  
Measure 4: 5th
- i. First and third
- j.



Page 69

- 9. a. c minor
- b. 2
- c. Sequence
- d. *mezzo piano*: medium soft
- e.  $\frac{2}{4}$
- f.



g. g minor